






























Fall student headcount: 7 year trend

	<u>FA 2010</u>	<u>FA 2011</u>	<u>FA 2012</u>	<u>FA 2013</u>	<u>FA 2014</u>	<u>FA 2015</u>	<u>FA 2016</u>	<u>7 year trend</u>
Business Administration	86	84	104	123	128	108	105	
BABUS	28	30	42	39	47	38	37	
MBA	52	47	56	70	75	65	54	
EMBA	2	0	3	3	1	1	1	
CERTBUS	4	7	3	11	5	4	13	
Religious Studies	68	60	70	71	64	57	43	
MAREL	19	15	23	24	18	15	5	
PhD	49	45	47	47	46	42	36	
ThD							2	
MDIV	8	15	28	37	33	29	30	
MDIV							25	
DBMIN							5	
Psychology	18	17	38	50	56	51	51	
BAPSYCH	9	10	18	22	33	28	25	
MAPSYCH	9	7	20	28	23	23	26	
General Studies	1	1	10	13	26	22	26	
BAGEN							12	
BA LA							9	
UND							5	
Continuing Education	22	33	55	37	51	54	58	
Exchange/ Visiting	16	24	47	29	38	44	51	
Non-degree seeking	6	9	8	8	13	10	7	
English	4	0	2	4	9	11	18	
ESL	10	9	6	26	26	24	27	
Undergraduate	48	44	74	78	115	99	106	
Graduate	139	129	177	209	196	175	154	
Total (degree seeking):	187	173	251	287	311	274	260	
NDS	36	49	64	74	82	82	98	
Total (university):	223	222	315	361	393	356	358	

	<u>FA 2010</u>	<u>FA 2011</u>	<u>FA 2012</u>	<u>FA 2013</u>	<u>FA 2014</u>	<u>FA 2015</u>	<u>FA 2016</u>	<u>7 year trend</u>
Student headcount	223	222	315	361	393	356	358	
Student FTE	158	160	261	299	330	285	300	

Fall student FTE: 7 year trend

	<u>FA 2010</u>	<u>FA 2011</u>	<u>FA 2012</u>	<u>FA 2013</u>	<u>FA 2014</u>	<u>FA 2015</u>	<u>FA 2016</u>	<u>7 year trend</u>
Business Administration	78	84	108	121	128	109	105	
BABUS	22	30	44	39	46	38	40	
MBA	50	48	58	69	76	66	54	
EMBA	2	0	3	3	1	1	1	
CERTBUS	4	6	3	10	5	4	10	
Religious Studies	36	30	43	45	38	29	22	
MAREL	14	12	22	21	18	13	6	
PhD	22	18	21	24	20	16	15	
ThD							1	
MDIV	10	18	31	41	34	30	32	
MDIV							27	
DBMIN							5	
Psychology	19	13	36	48	58	56	57	
BAPSYCH	10	7	18	23	35	29	27	
MAPSYCH	9	6	18	25	23	27	30	
General Studies	1	1	10	13	26	22	26	
BAGEN							13	
BA LA							9	
UND							5	
Continuing Education	10	14	30	24	30	24	30	
Exchange/ Visiting	8	9	26	21	24	19	27	
Non-degree seeking	2	5	4	3	6	4	3	
English	5	0	2	5	10	12	20	
ESL	0	1	0	4	5	4	9	
Undergraduate	38	38	74	79	117	100	113	
Graduate	106	101	154	182	173	153	139	
Total (degree seeking):	144	139	228	261	290	253	252	
NDS	14	21	33	38	40	32	48	
Total (university):	158	160	261	299	330	285	300	

FTE UG = sum of credit hours/12

FTE GRAD = sum of credit hours/9



ESL and total contact hours

	<u>FA 2010</u>	<u>FA 2011</u>	<u>FA 2012</u>	<u>FA 2013</u>	<u>FA 2014</u>	<u>FA 2015</u>	<u>FA 2016</u>
FTE (credit hours):	0	1	0	4	5	4	9
FTE (contact hours):	29	20	25	37	39	45	44
FTE:	29	21	25	41	44	49	53

*FTE credit hours: 1 FTE = 12 credit hours

* Contact hours: 1 FTE = 320 contact hours.